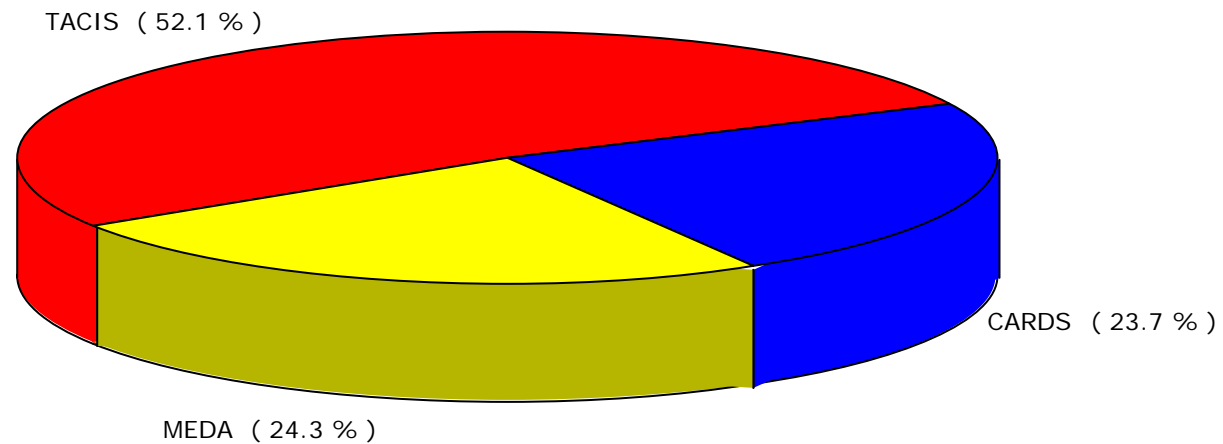




Overall statistics on applications received: CARDS/Tacis/MEDA involvement

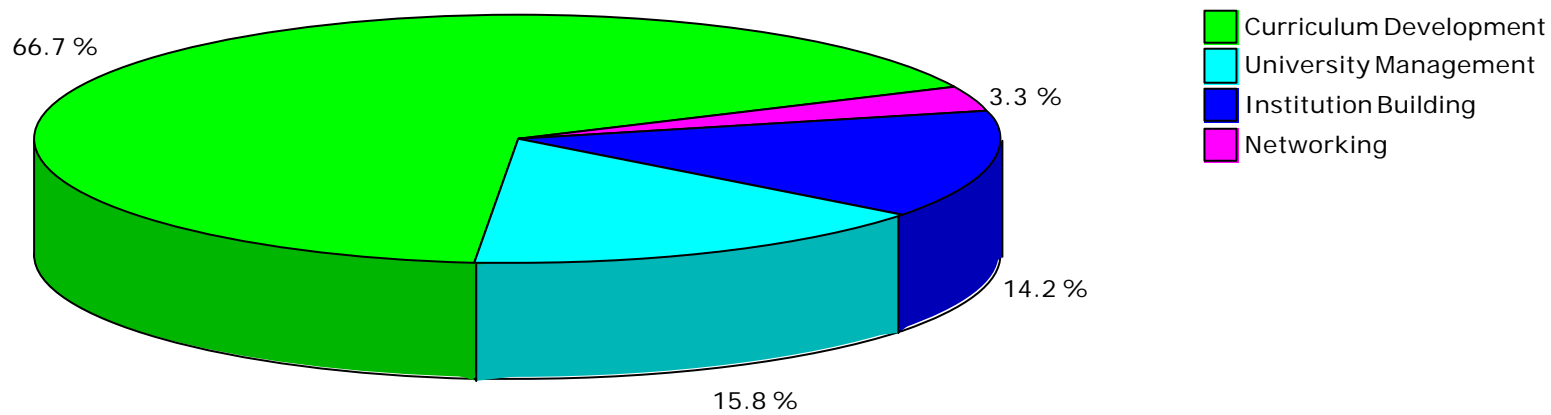
Programme	Quantity	%
CARDS	120	23.7 %
TACIS	264	52.1 %
MEDA	123	24.3 %
Total:	507	





Overall statistics on applications received: by Programme and Project Type

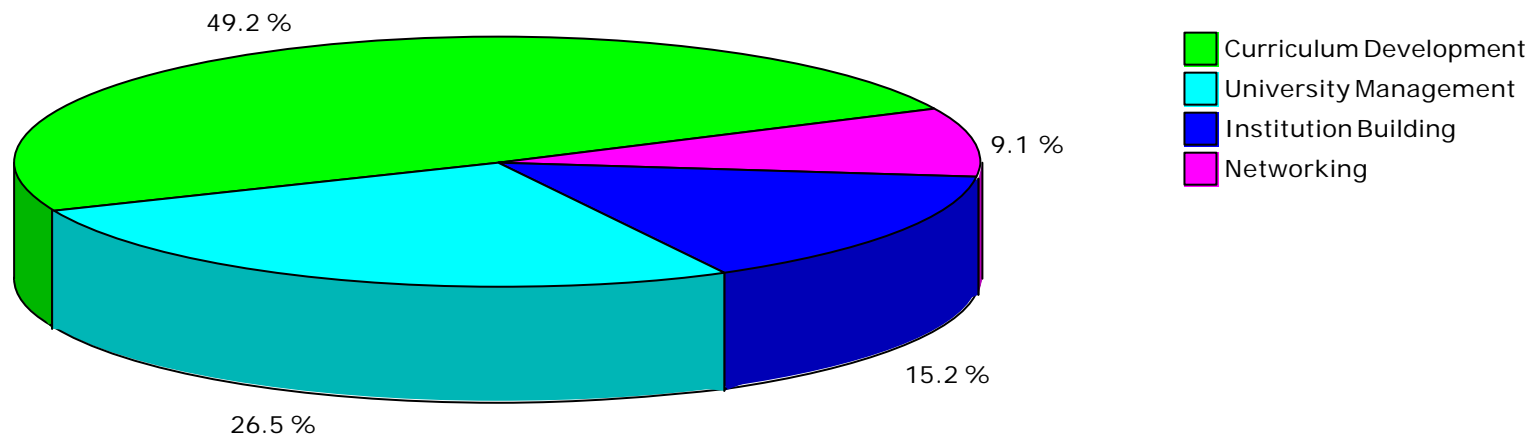
CARDS			
Project Type	Quantity	%	
Curriculum Development	80	66.67 %	
University Management	19	15.83 %	
Institution Building	17	14.17 %	
Multiplier	4	3.33 %	
Total:	120		





Tempus

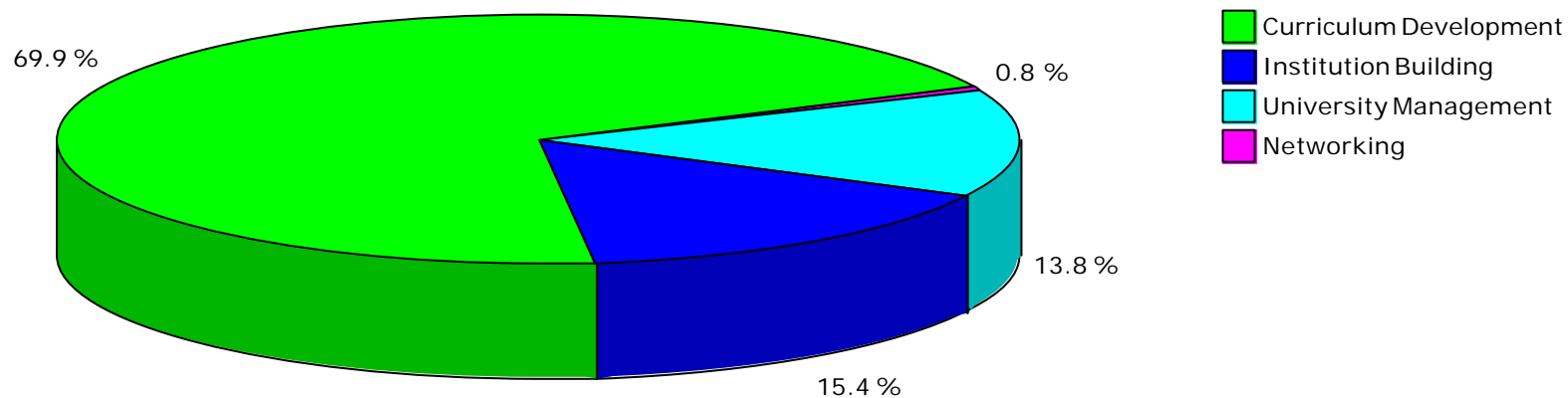
TACIS		
Project Type	Quantity	%
Curriculum Development	130	49.24 %
University Management	70	26.52 %
Institution Building	40	15.15 %
Multiplier	24	9.09 %
Total:	264	





Tempus

MEDA		
Project Type	Quantity	%
Curriculum Development	86	69.92 %
University Management	17	13.82 %
Institution Building	19	15.45 %
Multiplier	1	0.81 %
Total:	123	





**Overall statistics on applications received:
by Programme and Contractor's Country**

CARDS		
Contractor's Country	JEPs Received	%
Germany	26	21.67 %
Italy	24	20.00 %
Austria	16	13.33 %
Greece	13	10.83 %
United Kingdom	12	10.00 %
Belgium	6	5.00 %
France	6	5.00 %
Netherlands	4	3.33 %
Sweden	4	3.33 %
Finland	3	2.50 %
Spain	3	2.50 %
Denmark	1	0.83 %
Ireland	1	0.83 %
Portugal	1	0.83 %
Total:	120	

TACIS		
Contractor's Country	JEPs Received	%
Germany	55	20.83 %
France	40	15.15 %
United Kingdom	33	12.50 %
Italy	22	8.33 %
Austria	19	7.20 %
Sweden	18	6.82 %
Belgium	17	6.44 %
Spain	15	5.68 %
Netherlands	14	5.30 %
Finland	13	4.92 %
Denmark	9	3.41 %
Greece	6	2.27 %
Armenia	1	0.38 %
Ireland	1	0.38 %
Turkmenistan	1	0.38 %
Total:	264	

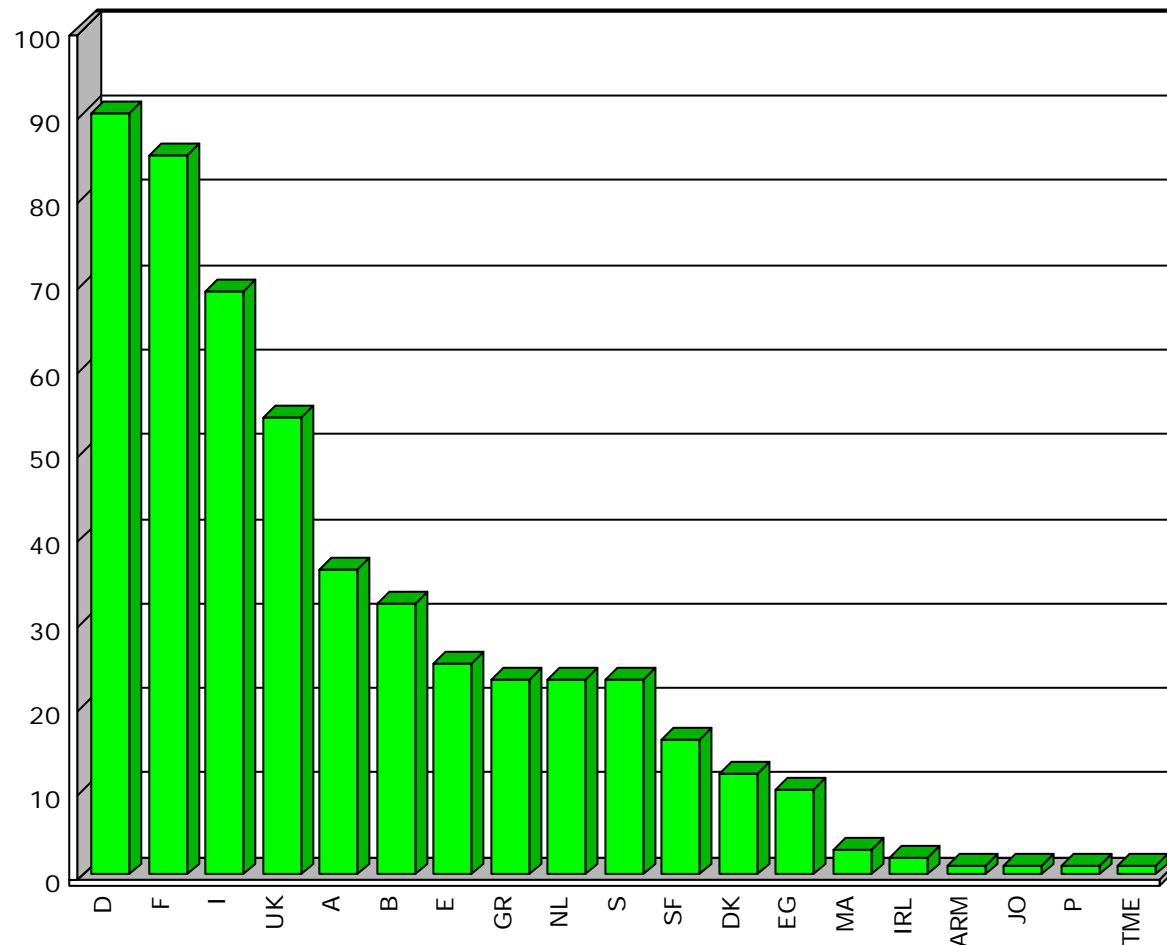


MEDA		
Contractor's Country	JEPs Received	%
France	39	31.71 %
Italy	23	18.70 %
Egypt	10	8.13 %
Belgium	9	7.32 %
Germany	9	7.32 %
United Kingdom	9	7.32 %
Spain	7	5.69 %
Netherlands	5	4.07 %
Greece	4	3.25 %
Morocco	3	2.44 %
Denmark	2	1.63 %
Austria	1	0.81 %
Jordan	1	0.81 %
Sweden	1	0.81 %
Total:	123	



Overall statistics on applications received: by Contractor's Country

Contracting Country	Quantity	%
Armenia	1	0.2 %
Austria	36	7.1 %
Belgium	32	6.3 %
Denmark	12	2.4 %
Egypt	10	2.0 %
Finland	16	3.2 %
France	85	16.8 %
Germany	90	17.8 %
Greece	23	4.5 %
Ireland	2	0.4 %
Italy	69	13.6 %
Jordan	1	0.2 %
Morocco	3	0.6 %
Netherlands	23	4.5 %
Portugal	1	0.2 %
Spain	25	4.9 %
Sweden	23	4.5 %
Turkmenistan	1	0.2 %
United Kingdom	54	10.7 %
Total:	507	





Overall statistics on applications received: by Target Country

Target Country	Quantity	%
ALB	9	1.8 %
ARM	11	2.2 %
AZB	8	1.6 %
BIH	10	2.0 %
BR	2	0.4 %
EG	49	9.7 %
FRY-K	2	0.4 %
FRY-M	2	0.4 %
FRY-S	24	4.7 %
FYROM	11	2.2 %
GEO	9	1.8 %
HRV	16	3.2 %
JO	7	1.4 %
KAZ	4	0.8 %
KYR	2	0.4 %
LB	5	1.0 %
MA	18	3.6 %
MNG	7	1.4 %
MOL	13	2.6 %
Multicountry	102	20.1 %
RF	105	20.7 %
SY	9	1.8 %
TME	8	1.6 %
UKR	48	9.5 %
UZB	14	2.8 %
TN	9	1.8 %
DZ	3	0.6 %
Total:	507	

